

---

# 2014-2015 Budget Presentation

Chemeketa Community College  
April 16, 2014

# Questions from Last Week

## Questions regarding Hispanic Association of College and Universities membership

If Chemeketa qualifies with the 25%, are any of the funds restricted to only the Hispanic community or do they serve all?

Only the calculation to become a Hispanic Serving Institution is restricted to Hispanic students. Funds will not be restricted to only this population of students.

“The Hispanic Serving Institutions (HSI) Program grants opportunities and enable HSIs to expand academic offerings, program quality, and institutional stability, and are eligible to apply for millions in Federal grants that will serve ALL students”

*Source: (ED.gov- US department of Education- Developing Hispanic –Serving Institutions Program- Title V)  
<http://www2.ed.gov/programs/dueshsi/index.html>*

# Questions regarding Hispanic Association of College and Universities membership

Within the 25%, is there a requirement that the classes are credited?

A Hispanic-Serving Institution (HSI) is **defined as** an institution of higher education that—

(A) is an eligible institution; and

(B) has an enrollment of undergraduate **full-time equivalent** students that is at least 25 percent Hispanic students at the end of the award year immediately preceding the date of application.

To be considered full-time equivalent for this purpose, a student has to be taking credit courses.

*Source: (ED.gov- US department of Education- Developing Hispanic –Serving Institutions Program- Title V) <http://www2.ed.gov/programs/dueshsi/index.html>*

# Questions

5

## How far back do we collect prior taxes? 10 years?

- In our administrative system, we record taxes by year as far back as 1997-98. Anything we receive for the time before 1997-98 is recorded only as prior taxes.
- The comprehensive annual financial report shows ten years of history.

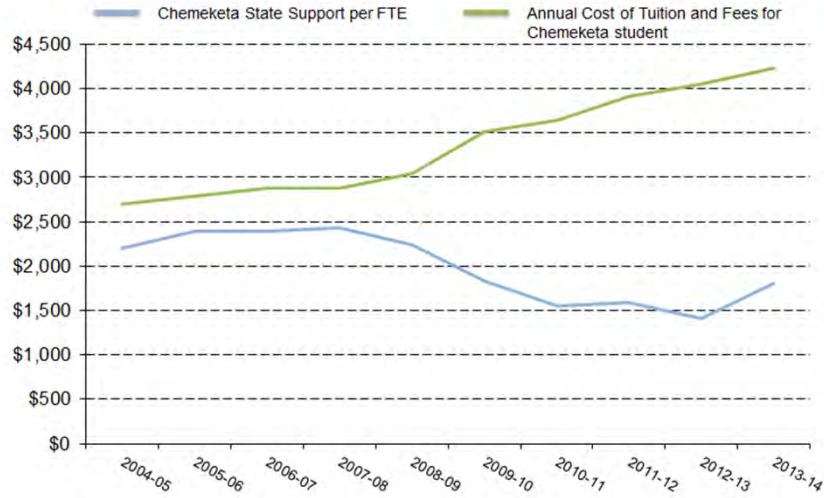
# Questions

## College Credit Now classes?

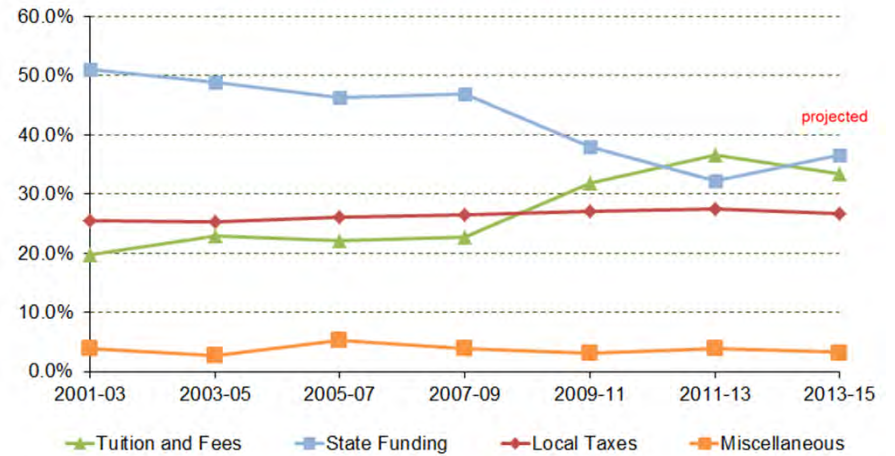
- College Credit Now classes cost the student \$25 per year, regardless of the number of classes the student takes.
- Per the website, there are 130 CCN teachers at 35 high schools offering college courses to more than 3,000 students each year
- Website:
- <http://www.chemeketa.edu/mwec/ccn/>

# Question on slides from last week

### State Support and Tuition and Fees Per FTE

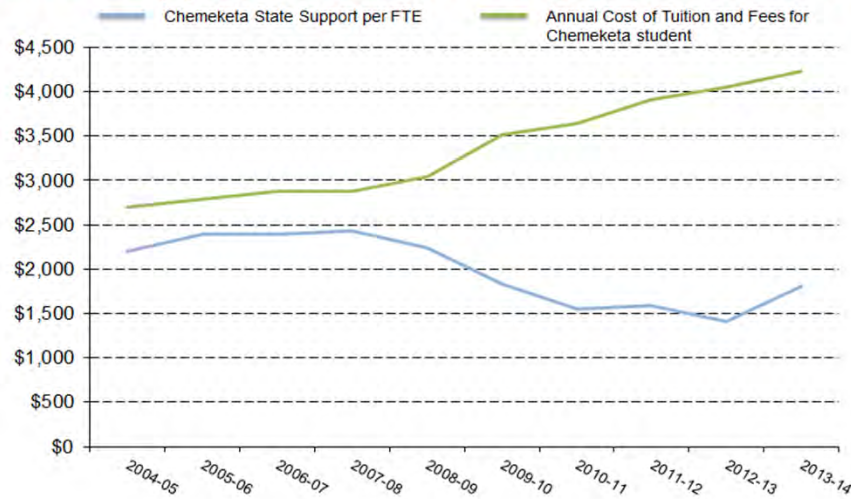


### Sources of Revenue

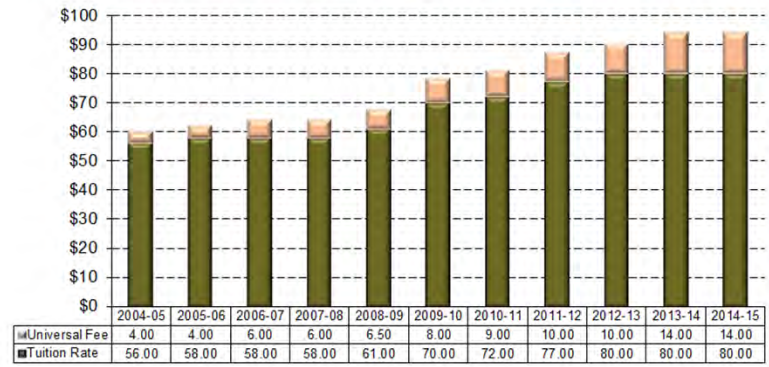


# Changing mix of funding sources for a student

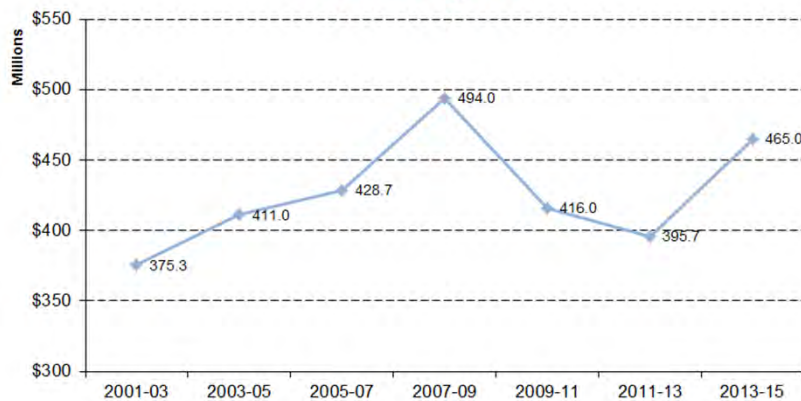
## State Support and Tuition and Fees Per FTE



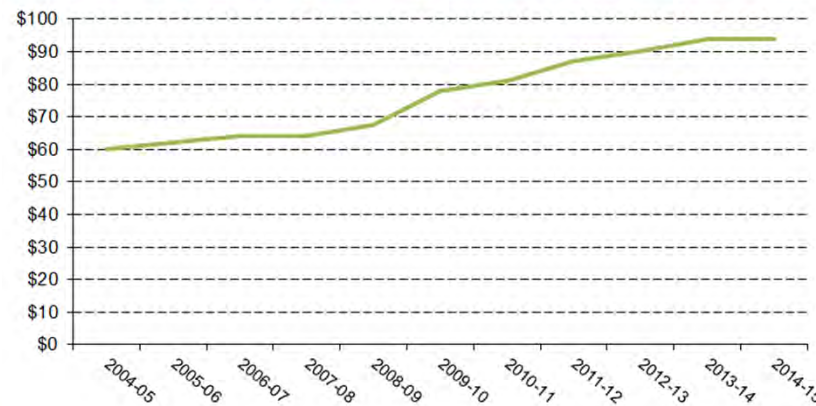
## Tuition Rate plus per Credit Fees



## State Allocation to Community Colleges



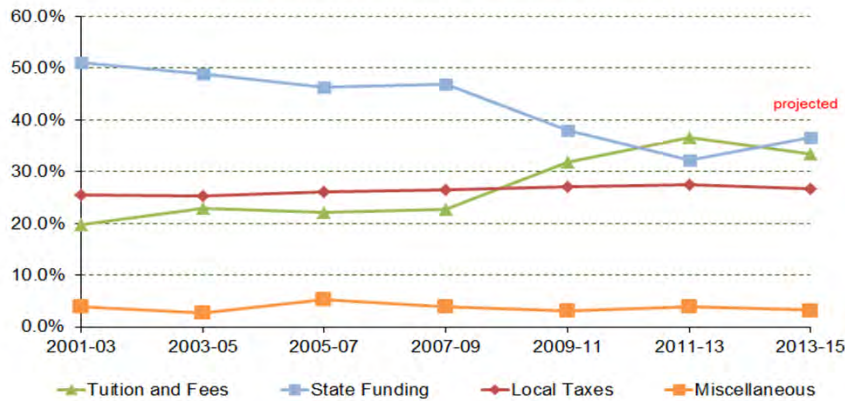
## Tuition Rate plus per Credit Fees



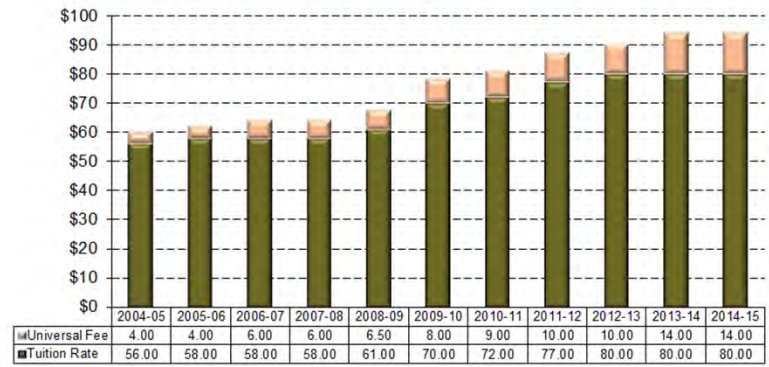


# Changing mix of funding sources for the General Fund

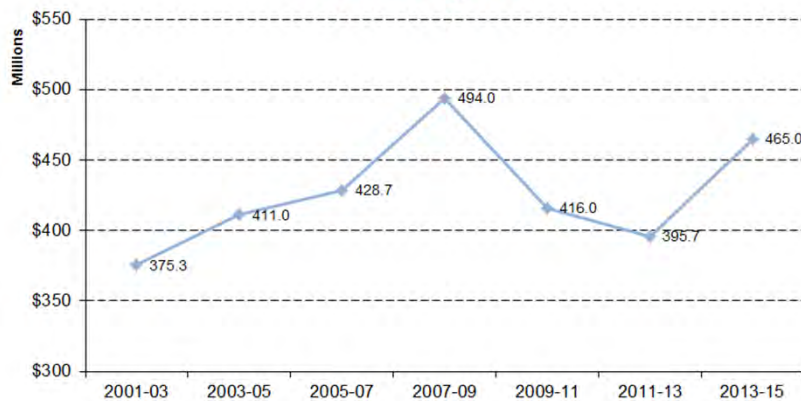
## Sources of Revenue



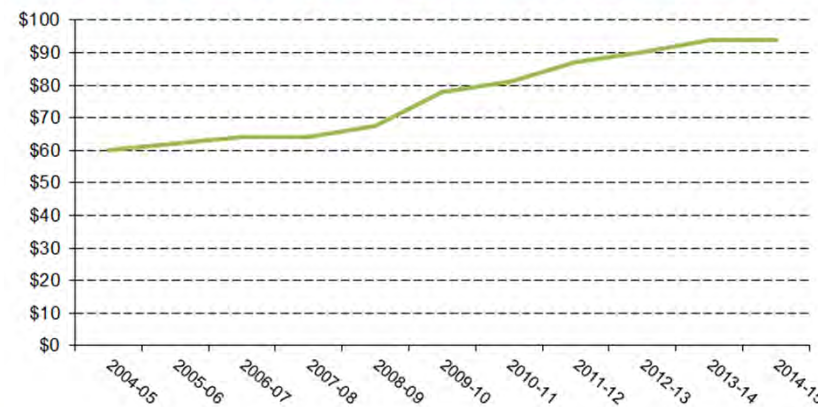
## Tuition Rate plus per Credit Fees



## State Allocation to Community Colleges



## Tuition Rate plus per Credit Fees



# Achievement Compact

Cheryl Roberts  
Fauzi Naas

## 40/40/20 goal

11

# Oregon Education Investment Board Education Achievement Compact

- Oregon's focus on educational attainment and the State's role.
- The Budget Committee's role in the Achievement Compact process.
- Chemeketa Board of Education's Achievement Compact.

# Oregon's focus on Educational Attainment and the State's Role

12

- GOAL: All Oregonians who pursue education beyond high school complete their chosen programs ready to contribute to Oregon's economy.
- Current generation of Oregonians are less educated than their parents.
- Better align Oregon's education system toward achievement of the 40/40/20 goal.
- Requires an annual Achievement Compact between the OEIB and the Chemeketa Board of Education.

# The Budget Committee's Role in the Achievement Compact Process

13

- To show alignment of our budget with the Achievement Compact.
- Achievement Compact Advisory Committee is appointed by the board, provides recommendations on Goals and Targets of the Achievement Compact.
- The Chemeketa Board of Education has the authority to approve the Chemeketa Achievement Compact.
- Achievement Compact is officially approved by the Chemeketa Board of Education at the conclusion of the budget process.

# Chemeketa Board of Education's Achievement Compact

14

## Approach:

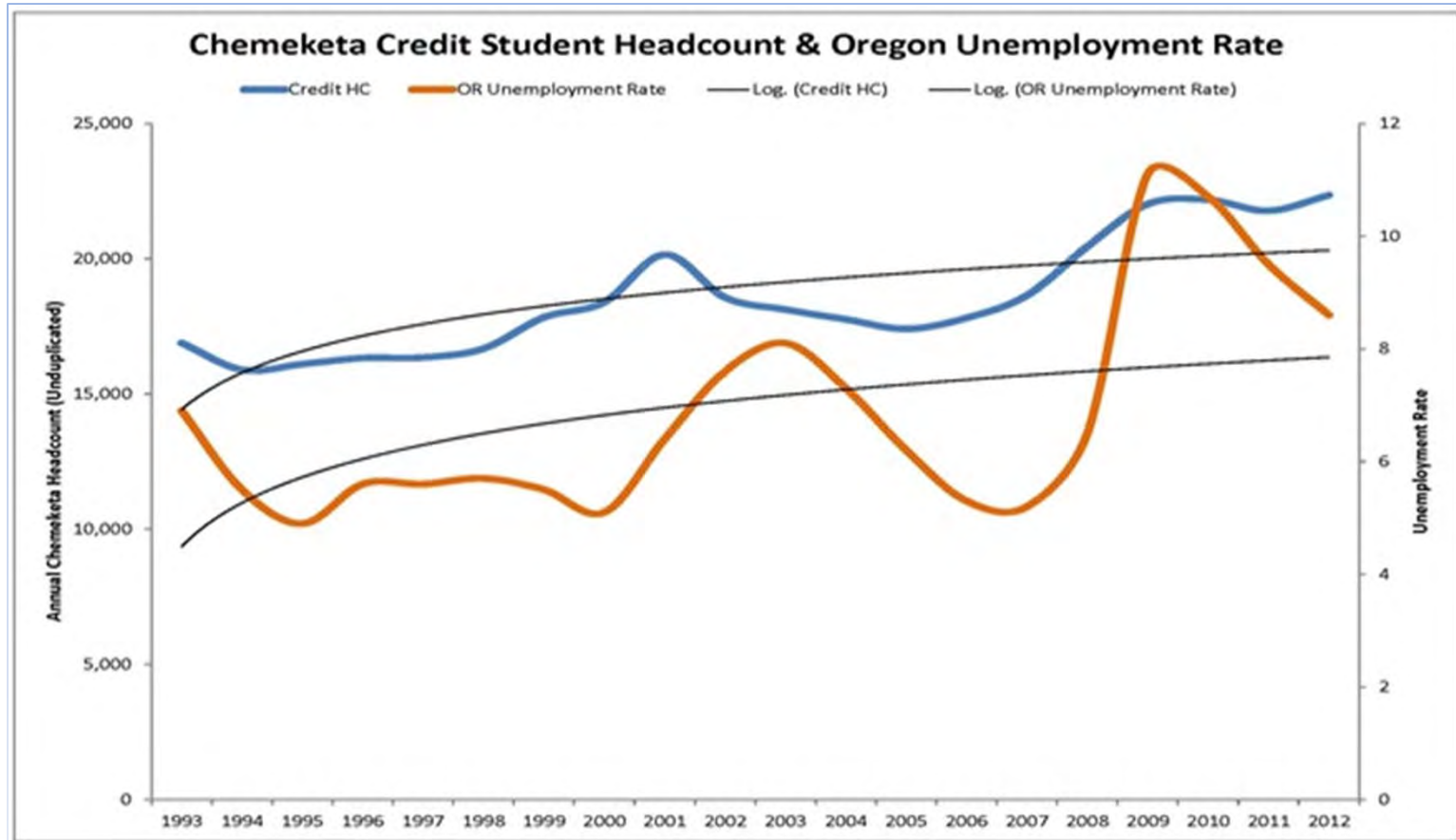
- Use 2012 and a five year enrollment, Oregon unemployment rates, and tuition rates data trend analysis to set realistic projections for this academic year (2013-14) and targets for 2014-15.
- Forecast methodology used
  - Multivariate regression models were used to determine significant correlation between external variables such as Oregon unemployment and internal variable such as enrollment and completion.
  - In some cases logistic regression models were applied to make projections, and in some other data sets linear regression was applied, depending on correlation factors.

*Expect an increase of 1-2% per year when investing in and fully employing a student success strategy*

- Proposed Local Priorities
  - Chemeketa Scholars
  - Asian Americans – included in Under-represented category

# Chemeketa Board of Education's Achievement Compact

Credit Students Headcount & Oregon Unemployment Rates (**Significant Correlation**)



# Chemeketa Community College Achievement Compact for 2013-14 <sup>16</sup>

Outcome Measures	2011-12 Actual		2012-13 Projected		2013-14 Target	
<b>Are students completing their courses of study and earning certificates and degrees?</b>						
<i>Number of students completing:</i>	All	Underrepresented	All	Underrepresented	All	Underrepresented
Adult HS diplomas/GEDs	945	N/A	850	N/A	838	N/A
Certificates/Oregon Transfer Modules	362	197	412	224	425	231
Associate degrees	1,285	682	1,350	717	1,380	732
Transfers to four-year institutions	3,533	1,081	3,456	1057	3,389	1037
Programs of study (under development)						
<b>Are students making progress at the college?</b>						
<i>Number ( &amp;/or % where indicated) of students:</i>	All	Underrepresented	All	Underrepresented	All	Underrepresented
Enrolled Dev. Ed. Writing who complete (%)	70.7%	70.5%	74.0%	72.0%	75.0%	73.0%
Enrolled in Dev. Ed. Math who complete (%)	57.8%	55.9%	62.0%	59.0%	65.0%	61.0%
Who earn 15/30 college credits in the year (#)	8,505/ 3,847	5,411/ 2,538	8,786/ 4,043	5,590/ 2,667	8,969/ 4,089	5,707/ 2,697
Who pass a national licensure exam (#/%)	212/95.1%	N/A	214/96.0%	N/A	216/97.0%	N/A
<b>Are students making connections to and from the college?</b>						
<i>Number of students who:</i>	All	Underrepresented	All	Underrepresented	All	Underrepresented
Are dual enrolled in Oregon high schools	2,497	772	3,189	985	3,211	992
Are dual enrolled in OUS	700	216	650	231	672	239
Who transfer to OUS	2,526	825	2,532	827	2,622	856
Employment (under development)						
<b>Local Priorities (Optional for each district)</b>						
<i>Number and/or percentage of students who:</i>	All	Underrepresented	All	Underrepresented	All	Underrepresented
# of Chemeketa Scholars Enrolled	498	207	513	213	528	219
# of Asian Americans Enrolled	441	98	454	101	467	104
<b>What is the level of public investment in the district?</b>						
	2011-12 Actual		2012-13 Projected		2013-14 Target	
State funds	\$20,976,705		\$18,762,135		* \$23,557,706	
Local Property tax revenue	\$17,561,543		\$17,759,923		*\$17,960,545	
Total state and local operating funds	\$38,538,248		\$36,522,058		\$41,518,251	

\*Based on CCWD spreadsheet using the \$450 million approved by the Oregon Legislature's Joint Budget committee.



# Chemeketa Community College Achievement Compact for 2014-15 <sup>17</sup>

Outcome Measures	2012-13 Actual		2013-14 Projected		2014-15 Target	
<b>Are students completing their courses of study and earning certificates and degrees?</b>						
<i>Number of students completing:</i>	All	Underrepresented	All	Underrepresented	All	Underrepresented
Adult HS diplomas/GEDs	1401	N/A	838	N/A	1144	N/A
Certificates/Oregon Transfer Modules	791	413	425	231	820	428
Associate degrees	1319	704	1380	732	1350	720
Transfers to four-year institutions	3661	1375	3389	1037	3515	1320
Programs of study (under development)						
<b>Are students making progress at the college?</b>						
<i>Number ( &amp;/or % where indicated) of students:</i>	All	Underrepresented	All	Underrepresented	All	Underrepresented
Enrolled Dev. Ed. Writing who complete (%)	73.2%	72.3%	75%	73%	76.5%	75.1%
Enrolled in Dev. Ed. Math who complete (%)	60.8%	58.9%	65%	60.1%	61.5%	63.1%
Who earn 15/30 college credits in the year (#)	8699/ 3960	5651/ 2627	8969/ 4089	5707/ 2697	8602/ 3907	5583/ 2590
Who pass a national licensure exam (#/%)	NA	NA	NA	NA	NA	NA
<b>Are students making connections to and from the college?</b>						
<i>Number of students who:</i>	All	Underrepresented	All	Underrepresented	All	Underrepresented
Are dual enrolled in Oregon high schools	3467	1219	3211	992	3497	1230
Are dual enrolled in OUS	747	202	672	239	761	213
Who transfer to OUS	2627	1035	2622	856	2660	1047
Employment (under development)						
<b>Local Priorities (Optional for each district)</b>						
<i>Number and/or percentage of students who:</i>	All	Underrepresented	All	Underrepresented	All	Underrepresented
# of Chemeketa Scholars Enrolled	567	245	528	219	590	270
# of Asian Americans Enrolled	426	105	467	104	326	125
<b>What is the level of public investment in the district?</b>						
	<b>2012-13 Actual</b>		<b>2013-14 Projected</b>		<b>2014-15 Target</b>	
State funds	\$18,776,292		\$23,796,486		\$26,068,240	
Local Property tax revenue	\$17,749,818		\$18,200,222		\$18,662,054	
Total state and local operating funds	\$36,526,110		\$41,996,708		\$44,730,294	

# Chemeketa Board of Education's Achievement Compact *Next Steps*

18

- Finalize preliminary 2013-14 projections and 2014-15 targets by the end of May 2014.
- Data will be reviewed by the Executive Team, \*PAC, Academic Standards, ISS, Resource Team, and Admin Team.
- Finalized projections and targets reviewed by the Chemeketa Board of Education in preparation for signing the Achievement Compact by July 1<sup>st</sup>.

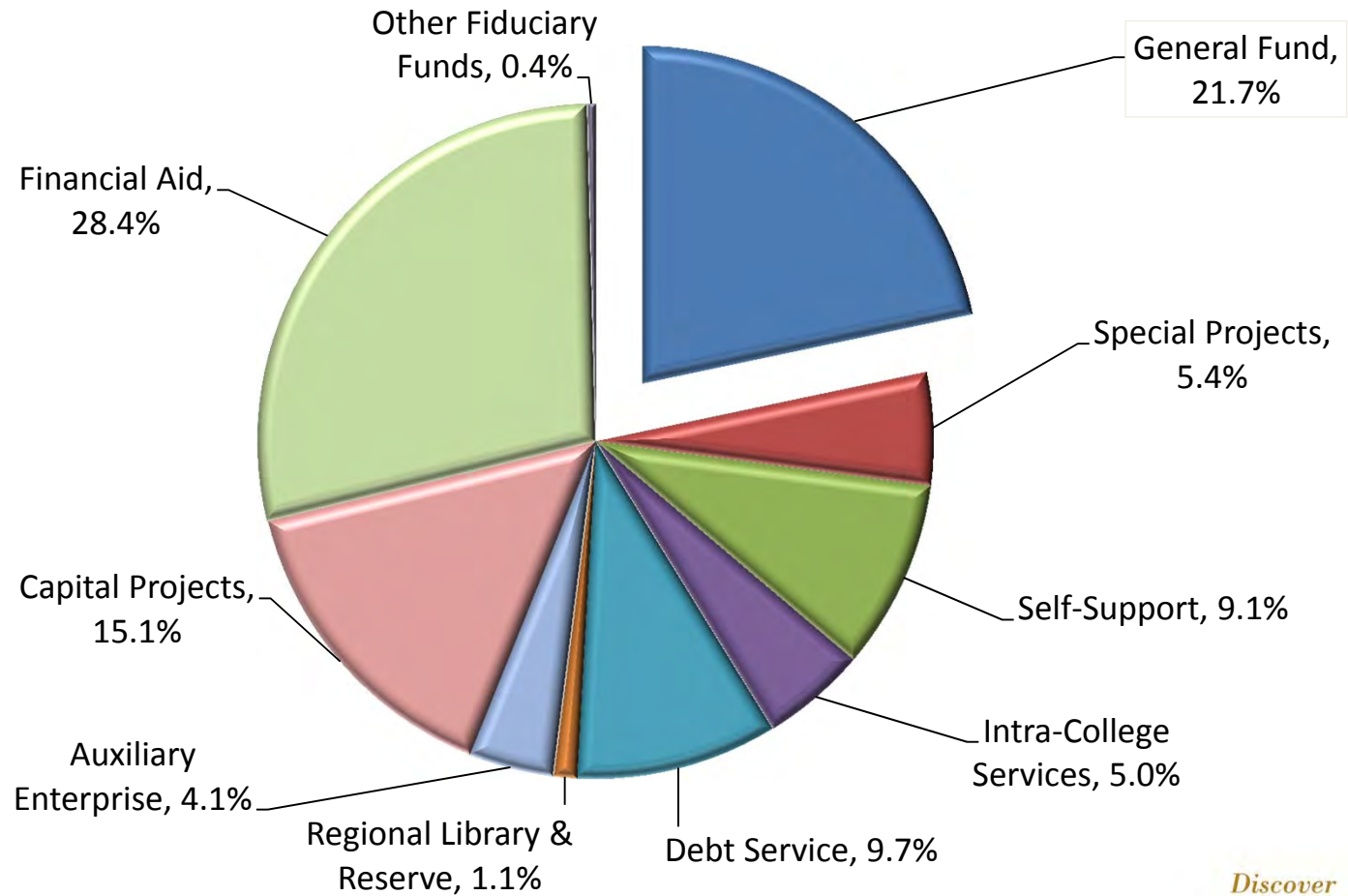
\* *Achievement Compact Advisory Committee*

# Other Funds Overview

Julie Huckestein

# Summary of All Funds

Total: \$339,496,286



# Capital Development Fund

21

pages 144-145

Budget: \$50,450,000

Purpose: Construction of new buildings (Applied Tech building), remodeling, maintenance, computer lab and purchasing instructional equipment

# Plant Emergency Fund

22

pages 144, 146

Budget: \$750,000

Purpose: Emergency repairs of campus facilities and facility related equipment

- Expenditures were made from this reserve in FY2012-13 and FY2013-14 that reduced the total fund balance. For FY2014-15 the normal additions to the fund are anticipated to rebuild the balance.

# Special Projects Funds

pages 148-149

Budget: \$18,500,000

Purpose: Accounts for proceeds of revenue sources that are legally restricted to expenditures for specific purposes such as grants and contracts.

- Current grants include: Carl Perkins Vocational Education, TRIO grants (Student), College Assistance Migrant Program, High School Equivalency Program, etc.
- Placeholder for \$8 million Community College Capital Support funds for Applied Tech building.
- The FY2014-15 proposed budget includes the following number of FTE paid for by grant funds (subject to funding):

Faculty	2.00 FTE
Classified	25.80 FTE
Exempt	<u>3.35</u> FTE
Total	31.15 FTE

# Self-Supporting Services Fund

24

pages 150-151

Budget: \$30,770,500

Purpose: Accounts for activities that supplement the regular General Fund programs and are intended to be self-supporting in nature. Revenue earned by the activities pays for expenditures of the activities. Major activities include: Chemeketa Online, Chemeketa Center for Business and Industry, Corrections Education, High School programs, Evening & Weekend programs, Student Success and International Students.

- 0.25 FTE Exempt and 0.25 FTE Classified positions were moved to General Fund.
- 2.0 FTE Faculty and 1.0 FTE Classified new positions were added for FY2014-15.
- The FY2014-15 proposed budget includes the following number of FTE paid for by self-support funds (subject to funding):

Faculty	20.00 FTE
Classified	55.94 FTE
Exempt	<u>10.30</u> FTE
Total	86.24 FTE



# Debt Service Fund

25

pages 152-153

Budget: \$32,800,000

Purpose: Accounts for repayment of obligations for general obligation bonds, certificates of participation, and the PERS bonds.

- Includes additional budget authority for payments in anticipation of issuing Certificates of Participation.
- Current obligations include:
  - Limited tax pension (PERS) bonds: series 2003 and 2004
  - General obligation bonds: series 2008, 2011A and a new issue in 2014
  - Certificates of Participation (COPs): series 2007

# Chemeketa Cooperative Regional Library

26

pages 154-155

Budget: \$3,429,839

## Reserve Funds

pages 156-157

Budget: \$443,313

Purpose: Accounts for the CCRLS budget and the reserve fund for CCRLS.

- The FY2014-15 proposed budget for CCRLS includes the following number of FTE (subject to funding):

Classified	6.75 FTE
Exempt	<u>1.00</u> FTE
Total	7.75 FTE

# Auxiliary Enterprise Fund

pages 158-159

**Budget: \$13,934,634**

Purpose: Accounts for activities of the Bookstore, including: books, supplies, computers, on-line ordering, and campus cards.

- In prior years, a transfer to the Capital Development Fund was budgeted in the Auxiliary Enterprise Fund for the construction of a bookstore at Yamhill Valley. Now that the construction is complete, the excess funds are budgeted as a transfer back to the Auxiliary Enterprise Fund.
- The FY2014-15 proposed budget includes the following number of FTE (subject to funding).

Classified	10.88 FTE
Exempt	<u>1.22</u> FTE
Total	12.10 FTE

# Intra-College Services Fund

pages 160-161

**Budget: \$16,880,000**

- Purpose: Accounts for revenue and expenses for activities where departments are charged back for services provided. Examples include printing, telecom, copy machines, transportation, self-insurance, technology upgrade, campus parking, property management and long range maintenance.
  - Includes a contingency amount of \$7,500,000 for reserves
  - Includes the building support fund which pays for support at the Brooks classroom building and the Yamhill Valley Campus.
  - The FY2014-15 proposed budget includes the following number of FTE (subject to funding).

Classified	19.30 FTE
Exempt	<u>2.88</u> FTE
Total	22.18 FTE

# Student Government, Student Clubs and Student Newspaper Fund

pages 162-163

**Budget: \$293,000**

Purpose: Accounts for activities of the student government, student clubs and student newspaper.

- Revenue is derived from a variety of sources such as newspaper ads, student club activities, transfer from the general fund and transfer from student activities.
- Expenditures are made in support of the activities listed.

# Athletics Fund

pages 164-165

**Budget: \$560,000**

Purpose: Accounts for activities of the Intercollegiate athletics including men's and women's basketball, women's volleyball, women's softball, men's baseball and men's and women's soccer.

- Includes the continuation of a \$35,000 contribution from fundraising.
- The FY2014-15 proposed budget includes the following number of FTE (subject to funding).

Classified	0.50 FTE
------------	----------

# External Organization Billing Fund

pages 166-167

**Budget: \$615,000**

**Purpose:** Accounts for direct billing service for external organizations that lease space from the college, and professional organizations that employees belong to. Generally these costs are mail, printing, supplies and other services.

The FY2014-15 proposed budget includes the following number of FTE (subject to funding):

Exempt	1.00 FTE
--------	----------

# Financial Aid Fund

pages 168-169

**Budget: \$96,400,000**

**Purpose:** Accounts for the receipt and disbursement of financial aid to students. Includes the Federal Pell Grant, Supplemental Educational Opportunity Grant, Federal Perkins Loan Program, Federal College Work study, Oregon Opportunity Grant, private scholarships and college paid tuition scholarships. Approximately 9,000 of the 26,000 students who apply for financial aid will receive it.

- Anticipate a leveling off in the number of FAFSAs received and possibly a slight decline.
- Continue to work with Lean business processes.
- The maximum Oregon Opportunity Grant has remained the same for 2014-15.
- The FY2014-15 proposed budget includes the following number of FTE (subject to funding):

Classified    1.00 FTE



# Summary of Other Funds FTE

Fund	Faculty	Classified	Exempt	Total
Special Projects	2.00	25.80	3.35	31.15
Self-Supporting Services	20.00	55.94	10.30	86.24
CCRLS	-	6.75	1.00	7.75
Auxiliary Enterprise	-	10.88	1.22	12.10
Intra-College Services	-	19.30	2.88	22.18
Athletics	-	0.50	-	0.50
External Org Billing	-	-	1.00	1.00
Financial Aid	-	1.00	-	1.00
Totals	22.00	120.17	19.75	161.92

\* Based on filled positions at time of budget preparation and proposed position changes. Positions subject to funding for FY2014-15.

# Summary of All Funds FTE

Fund	Faculty	Classified	Exempt	Total
General Fund	200.30	245.56	79.27	525.13
Special Projects	2.00	25.80	3.35	31.15
Self-Supporting Services	20.00	55.94	10.30	86.24
CCRLS	-	6.75	1.00	7.75
Auxiliary Enterprise	-	10.88	1.22	12.10
Intra-College Services	-	19.30	2.88	22.18
Athletics	-	0.50	-	0.50
External Org Billing	-	-	1.00	1.00
Financial Aid	-	1.00	-	1.00
Totals	222.30	365.73	99.02	687.05

\*NGF based on filled positions at time of budget preparation and proposed position changes. Positions subject to funding for FY2014-15.

During 2013, 2,344 W-2s were issued

# Budget Committee Questions on Other Funds?